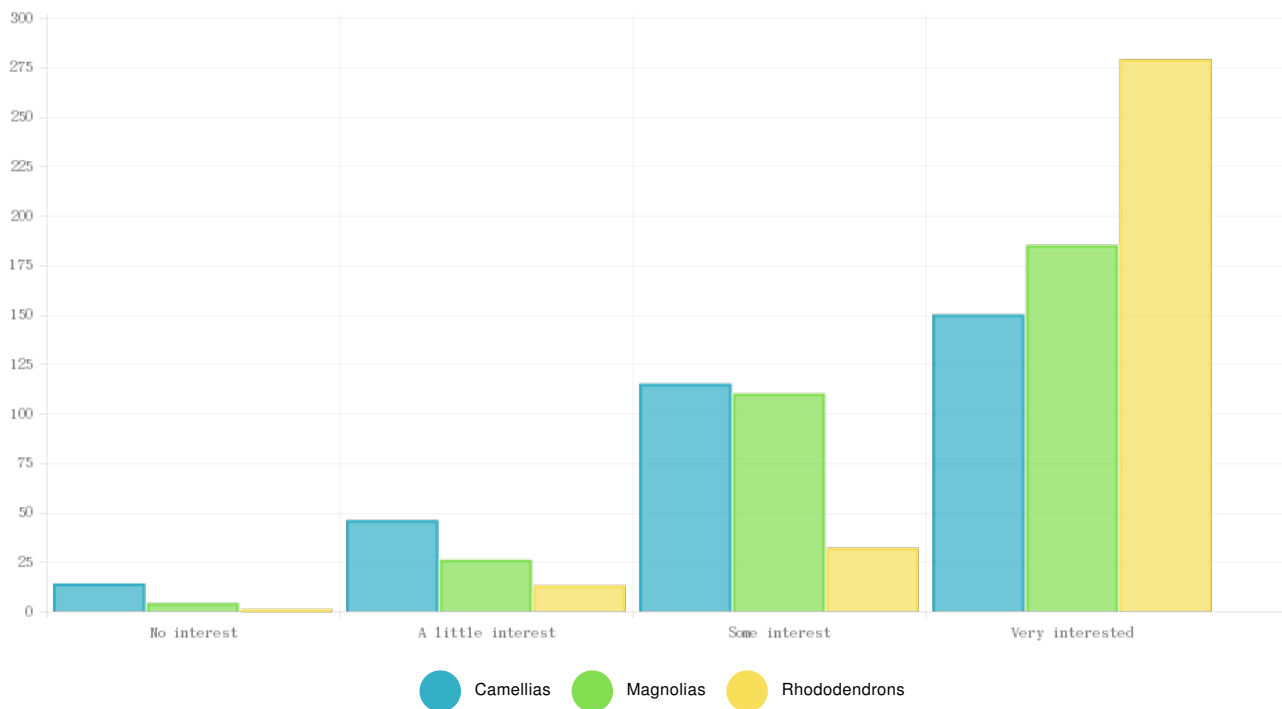


RCMG Membership Survey 2015

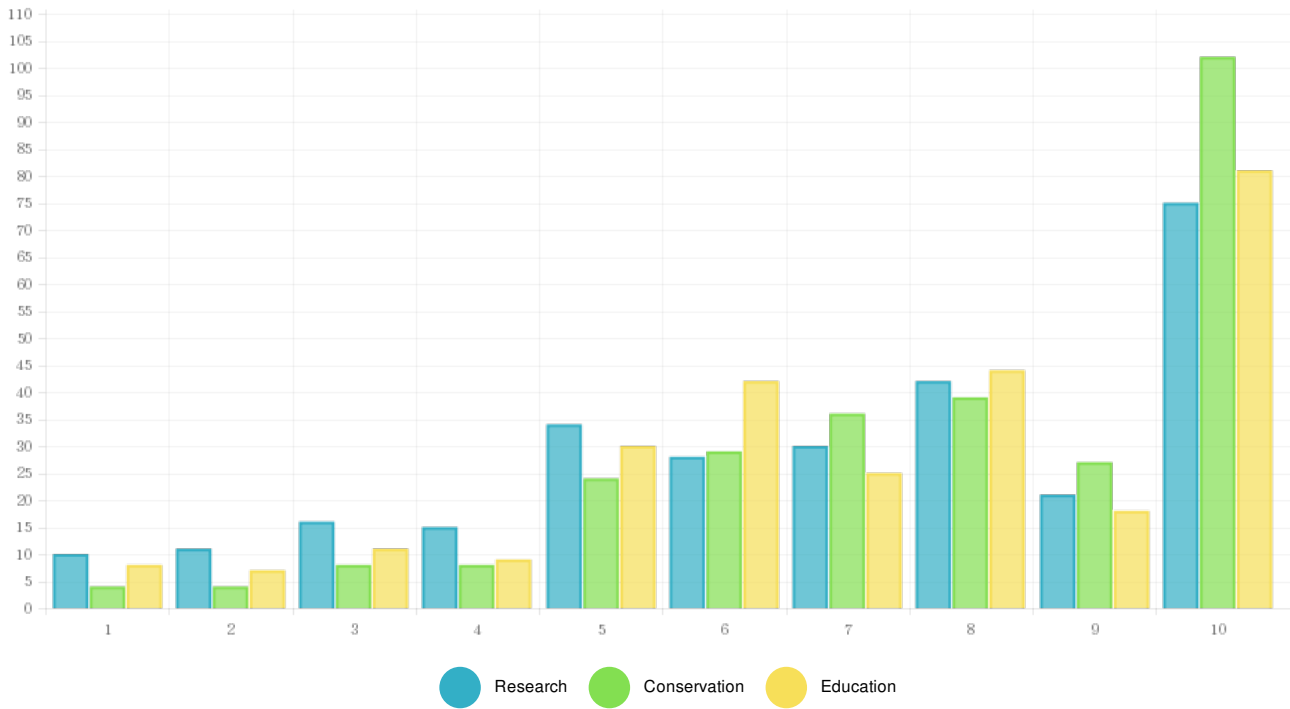
Firstly we would like to know your relative interest in the group's three genera:-

	▼ No interest	▼ A little interest	▼ Some interest	▼ Very interested	▼ Standard Deviation	▼ Responses	▼ Weighted Average
Camellias	14 (4.31%)	46 (14.15%)	115 (35.38%)	150 (46.15%)	53.92	325	3.23 / 4
Magnolias	4 (1.23%)	26 (8%)	110 (33.85%)	185 (56.92%)	71.78	325	3.46 / 4
Rhododendrons	1 (0.31%)	13 (4%)	32 (9.85%)	279 (85.85%)	114.7	325	3.81 / 4
							3.5 / 4



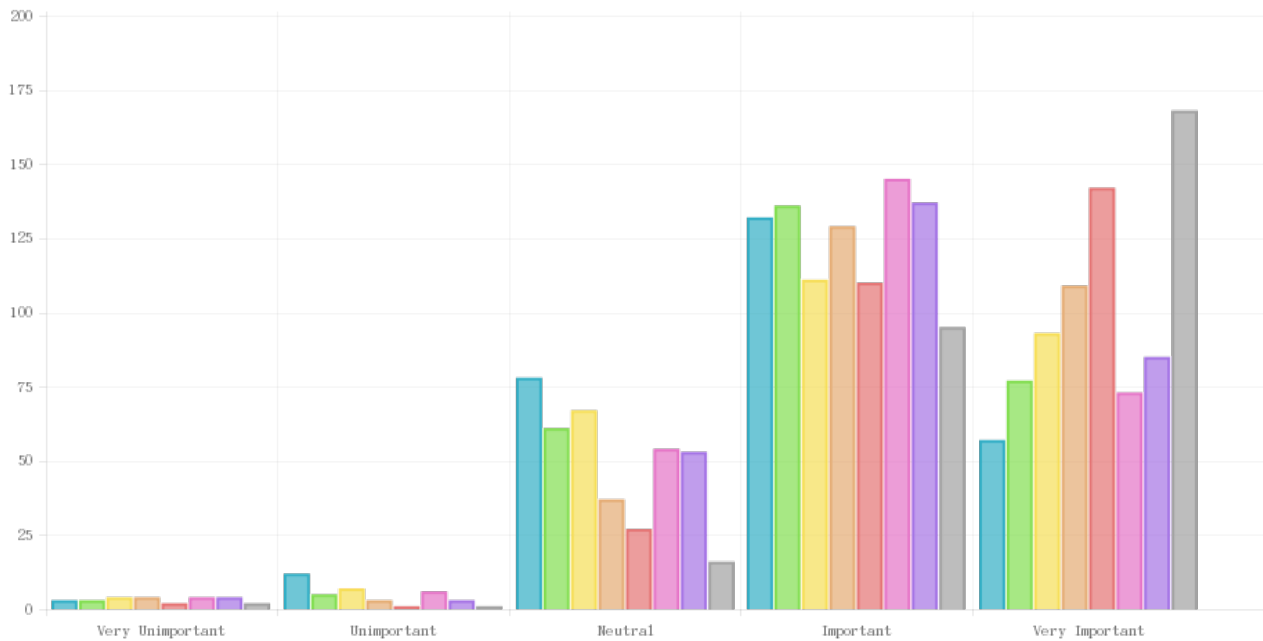
Could you please indicate your level of interest in them

	1	2	3	4	5	6	7	8	9	10	Standard Deviation	Responses	Weighted Average
Research	10 (3.55%)	11 (3.9%)	16 (5.67%)	15 (5.32%)	34 (12.06%)	28 (9.93%)	30 (10.64%)	42 (14.89%)	21 (7.45%)	75 (26.6%)	18.49	282	6.96 / 10
Conservation	4 (1.42%)	4 (1.42%)	8 (2.85%)	8 (2.85%)	24 (8.54%)	29 (10.32%)	36 (12.81%)	39 (13.88%)	27 (9.61%)	102 (36.3%)	27.62	281	7.79 / 10
Education	8 (2.91%)	7 (2.55%)	11 (4%)	9 (3.27%)	30 (10.91%)	42 (15.27%)	25 (9.09%)	44 (16%)	18 (6.55%)	81 (29.45%)	22.05	275	7.24 / 10
													7.33 / 10



The Group undertakes a number of activities to support these charitable objectives. Some of these are listed below. Could you please indicate how important you feel it is that we continue with each activity.

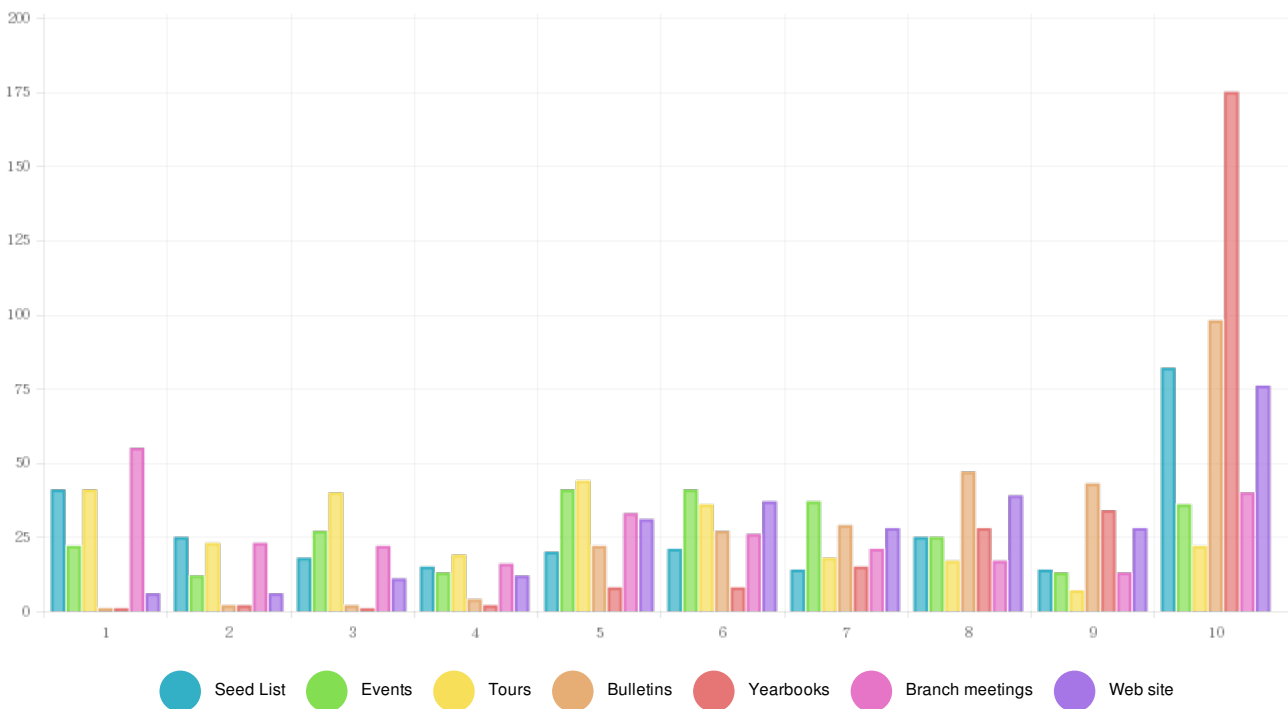
	Very Unimportant	Unimportant	Neutral	Important	Very Important	Standard Deviation	Responses	Weighted Average
Research -funding PhD students	3 (1.06%)	12 (4.26%)	78 (27.66%)	132 (46.81%)	57 (20.21%)	46.92	282	3.81 / 5
Research - supporting young gardeners on field trips	3 (1.06%)	5 (1.77%)	61 (21.63%)	136 (48.23%)	77 (27.3%)	49.55	282	3.99 / 5
Conservation - helping the Duchy micro-propagation unit	4 (1.42%)	7 (2.48%)	67 (23.76%)	111 (39.36%)	93 (32.98%)	43.86	282	4 / 5
Conservation - establishing collections (such as the Hardy Hybrids at Ramster)	4 (1.42%)	3 (1.06%)	37 (13.12%)	129 (45.74%)	109 (38.65%)	52.94	282	4.19 / 5
Conservation - dissemination of threatened taxa from various gardens	2 (0.71%)	1 (0.35%)	27 (9.57%)	110 (39.01%)	142 (50.35%)	58.47	282	4.38 / 5
Education - lectures and talks at Branches	4 (1.42%)	6 (2.13%)	54 (19.15%)	145 (51.42%)	73 (25.89%)	51.8	282	3.98 / 5
Education - Garden visits	4 (1.42%)	3 (1.06%)	53 (18.79%)	137 (48.58%)	85 (30.14%)	50.84	282	4.05 / 5
Education - Publications (Yearbooks etc.)	2 (0.71%)	1 (0.35%)	16 (5.67%)	95 (33.69%)	168 (59.57%)	65.73	282	4.51 / 5
								4.11 / 5



- Research -funding PhD students
- Research - supporting young gardeners on field trips
- Conservation - helping the Duchy micro-propagation unit
- Conservation - establishing collections (such as the Hardy Hybrids at Ramster)
- Conservation - dissemination of threatened taxa from various gardens
- Education - lectures and talks at Branches
- Education - Garden visits
- Education - Publications (Yearbooks etc.)

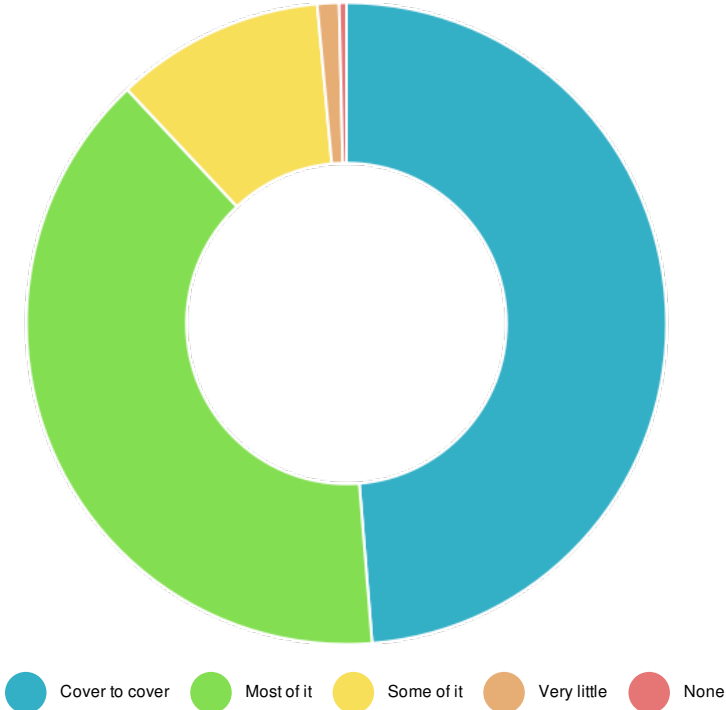
Please indicate your level of interest in the following

	1	2	3	4	5	6	7	8	9	10	Standard Deviation	Responses	Weighted Average
Seed List	41 (14.91%)	25 (9.09%)	18 (6.55%)	15 (5.45%)	20 (7.27%)	21 (7.64%)	14 (5.09%)	25 (9.09%)	14 (5.09%)	82 (29.82%)	19.68	275	6.09 / 10
Events	22 (8.24%)	12 (4.49%)	27 (10.11%)	13 (4.87%)	41 (15.36%)	41 (15.36%)	37 (13.86%)	25 (9.36%)	13 (4.87%)	36 (13.48%)	11.04	267	5.87 / 10
Tours	41 (15.36%)	23 (8.61%)	40 (14.98%)	19 (7.12%)	44 (16.48%)	36 (13.48%)	18 (6.74%)	17 (6.37%)	7 (2.62%)	22 (8.24%)	11.92	267	4.73 / 10
Bulletins	1 (0.36%)	2 (0.73%)	2 (0.73%)	4 (1.45%)	22 (8%)	27 (9.82%)	29 (10.55%)	47 (17.09%)	43 (15.64%)	98 (35.64%)	28.6	275	8.16 / 10
Yearbooks	1 (0.36%)	2 (0.73%)	1 (0.36%)	2 (0.73%)	8 (2.92%)	8 (2.92%)	15 (5.47%)	28 (10.22%)	34 (12.41%)	175 (63.87%)	50.42	274	9.08 / 10
Branch meetings	55 (20.68%)	23 (8.65%)	22 (8.27%)	16 (6.02%)	33 (12.41%)	26 (9.77%)	21 (7.89%)	17 (6.39%)	13 (4.89%)	40 (15.04%)	12.18	266	5.08 / 10
Web site	6 (2.19%)	6 (2.19%)	11 (4.01%)	12 (4.38%)	31 (11.31%)	37 (13.5%)	28 (10.22%)	39 (14.23%)	28 (10.22%)	76 (27.74%)	20.06	274	7.28 / 10
													6.63 / 10



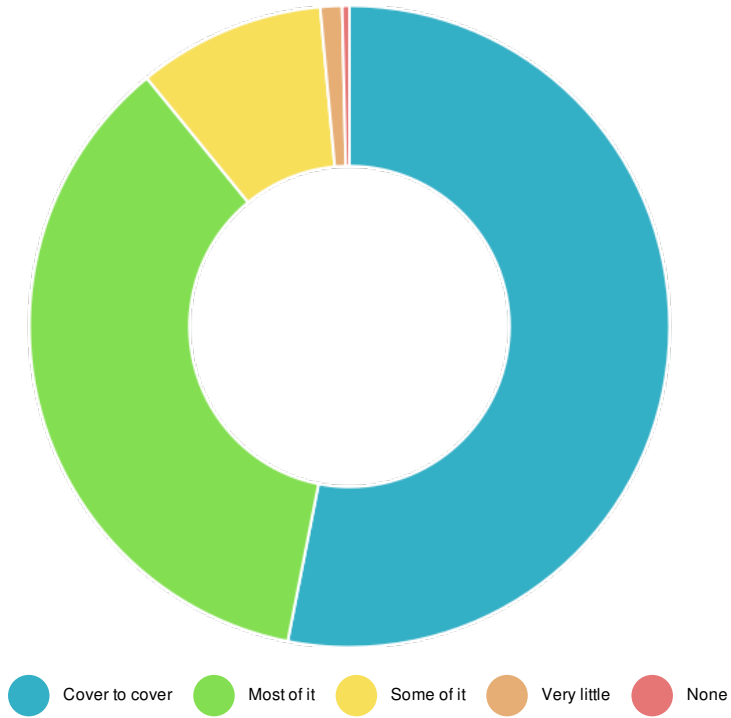
Do you read the Yearbook?

	Cover to cover	Most of it	Some of it	Very little	None	Standard Deviation	Responses
All Data	134 (48.73%)	108 (39.27%)	29 (10.55%)	3 (1.09%)	1 (0.36%)	55.4	275



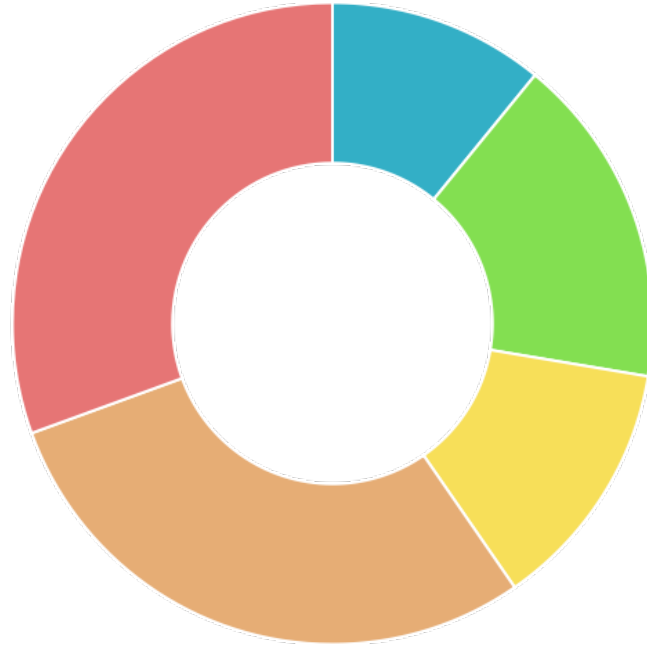
Do you read the Bulletin?

	Cover to cover	Most of it	Some of it	Very little	None	Standard Deviation	Responses
All Data	146 (53.09%)	99 (36%)	26 (9.45%)	3 (1.09%)	1 (0.36%)	57.75	275



Do you attend Branch meetings?

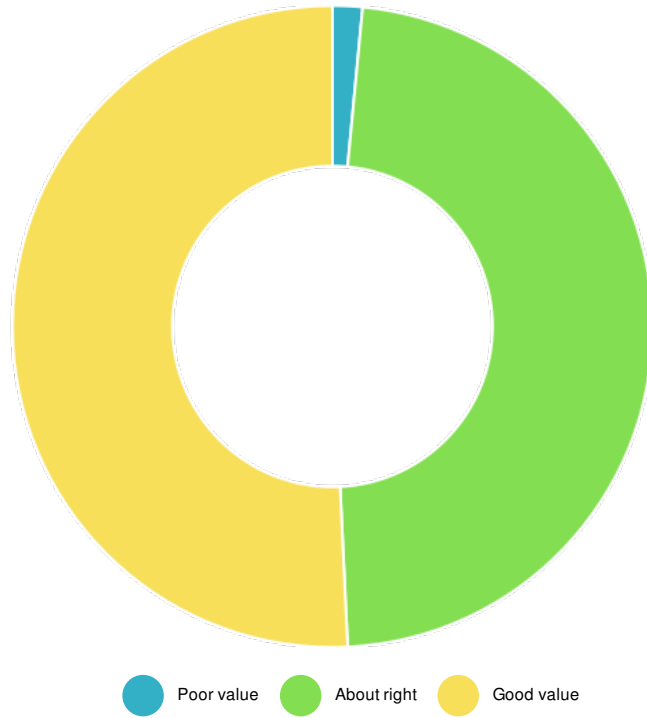
	All of them	Some of them	Very Few	No branch in my area	None	Standard Deviation	Responses
All Data	30 (10.91%)	46 (16.73%)	35 (12.73%)	80 (29.09%)	84 (30.55%)	22.68	275



● All of them ● Some of them ● Very Few ● No branch in my area ● None

How do you consider our subscription levels?

	Poor value	About right	Good value	Standard Deviation	Responses
All Data	4 (1.5%)	127 (47.74%)	135 (50.75%)	59.96	266



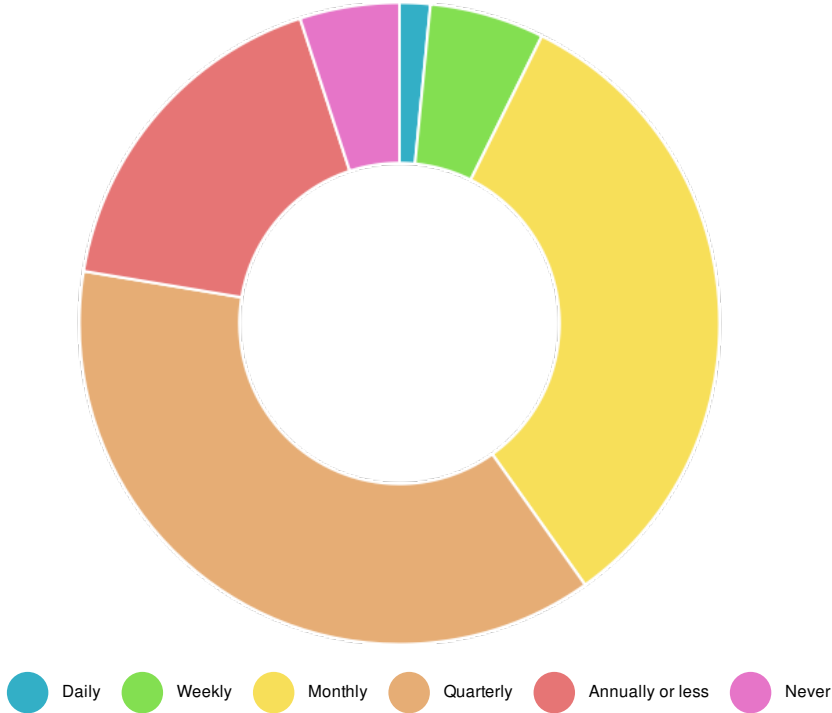
Please indicate your level of interest in the following web site features

	1	2	3	4	5	6	7	8	9	10	Standard Deviation	Responses	Weighted Average
Plant information	3 (1.16%)	4 (1.54%)	1 (0.39%)	4 (1.54%)	11 (4.25%)	15 (5.79%)	18 (6.95%)	36 (13.9%)	26 (10.04%)	141 (54.44%)	39.82	259	8.62 / 10
Group Information	15 (5.95%)	12 (4.76%)	22 (8.73%)	15 (5.95%)	41 (16.27%)	45 (17.86%)	29 (11.51%)	27 (10.71%)	15 (5.95%)	31 (12.3%)	10.91	252	5.97 / 10
Seed List	36 (14.06%)	24 (9.38%)	17 (6.64%)	5 (1.95%)	24 (9.38%)	20 (7.81%)	11 (4.3%)	23 (8.98%)	17 (6.64%)	79 (30.86%)	19.46	256	6.25 / 10
Events	34 (13.33%)	17 (6.67%)	22 (8.63%)	17 (6.67%)	36 (14.12%)	30 (11.76%)	19 (7.45%)	29 (11.37%)	12 (4.71%)	39 (15.29%)	8.82	255	5.59 / 10
Tours	43 (17%)	24 (9.49%)	33 (13.04%)	17 (6.72%)	44 (17.39%)	26 (10.28%)	18 (7.11%)	13 (5.14%)	12 (4.74%)	23 (9.09%)	10.86	253	4.75 / 10
Bulletin archive	25 (9.92%)	17 (6.75%)	13 (5.16%)	16 (6.35%)	40 (15.87%)	27 (10.71%)	27 (10.71%)	30 (11.9%)	16 (6.35%)	41 (16.27%)	9.4	252	5.98 / 10
Photo competition	38 (14.96%)	27 (10.63%)	27 (10.63%)	21 (8.27%)	34 (13.39%)	26 (10.24%)	17 (6.69%)	29 (11.42%)	9 (3.54%)	26 (10.24%)	7.81	254	5.02 / 10
													6.03 / 10



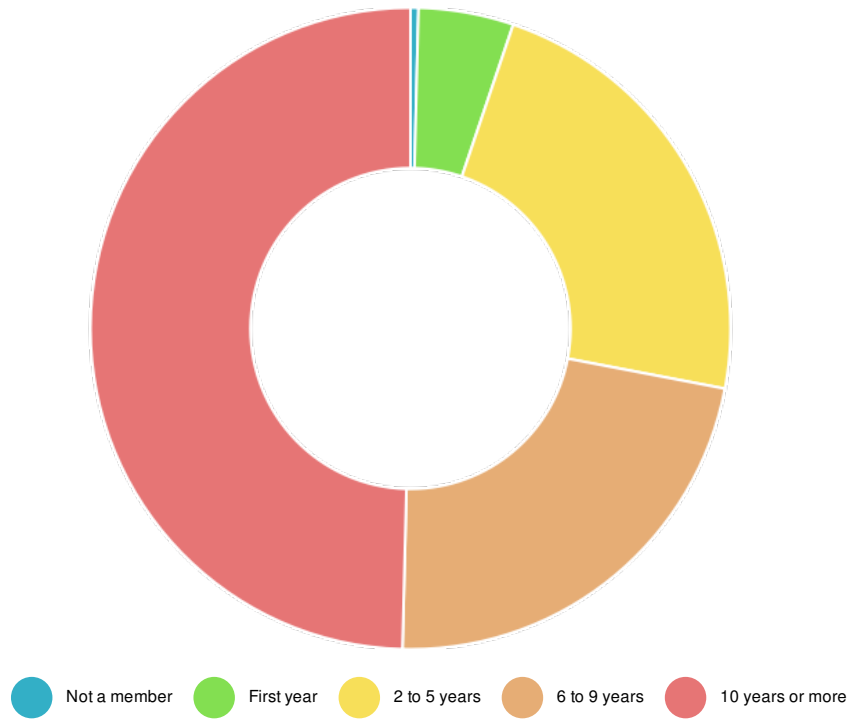
How often do you access our web site?

	Daily	Weekly	Monthly	Quarterly	Annually or less	Never	Standard Deviation	Responses
All Data	4 (1.54%)	15 (5.79%)	85 (32.82%)	97 (37.45%)	45 (17.37%)	13 (5.02%)	36.26	259



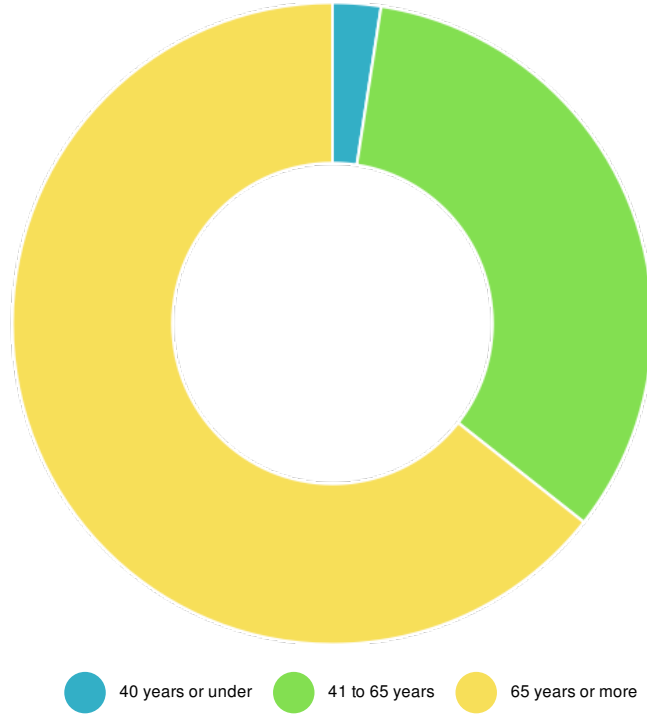
How long have you been a member of the group?

	Not a member	First year	2 to 5 years	6 to 9 years	10 years or more	Standard Deviation	Responses
All Data	1 (0.4%)	12 (4.8%)	57 (22.8%)	56 (22.4%)	124 (49.6%)	43.37	250



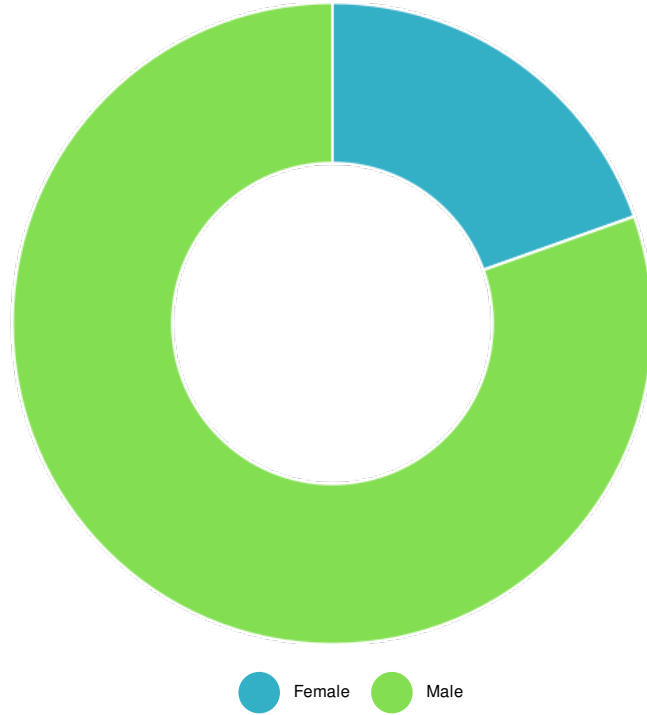
What is your age?

	40 years or under	41 to 65 years	65 years or more	Standard Deviation	Responses
All Data	6 (2.43%)	82 (33.2%)	159 (64.37%)	62.46	247



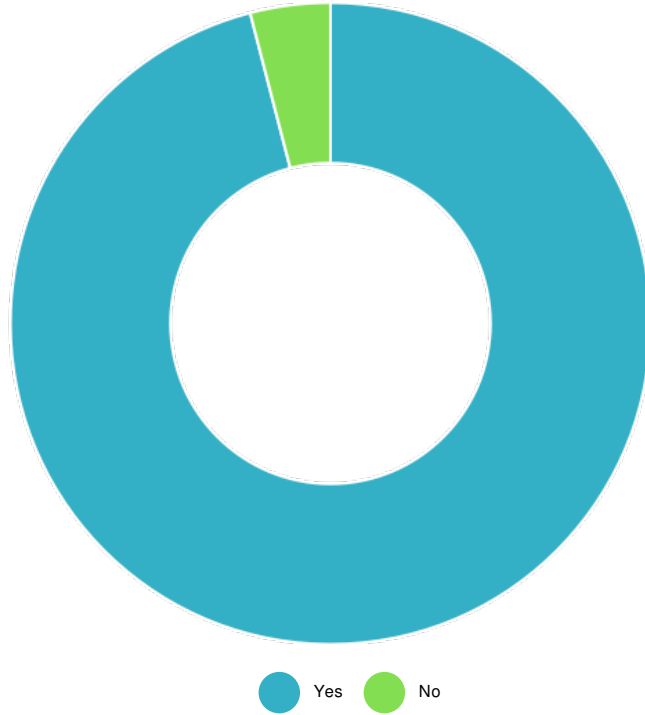
Your sex?

	Female	Male	Standard Deviation	Responses
All Data	48 (19.59%)	197 (80.41%)	74.5	245



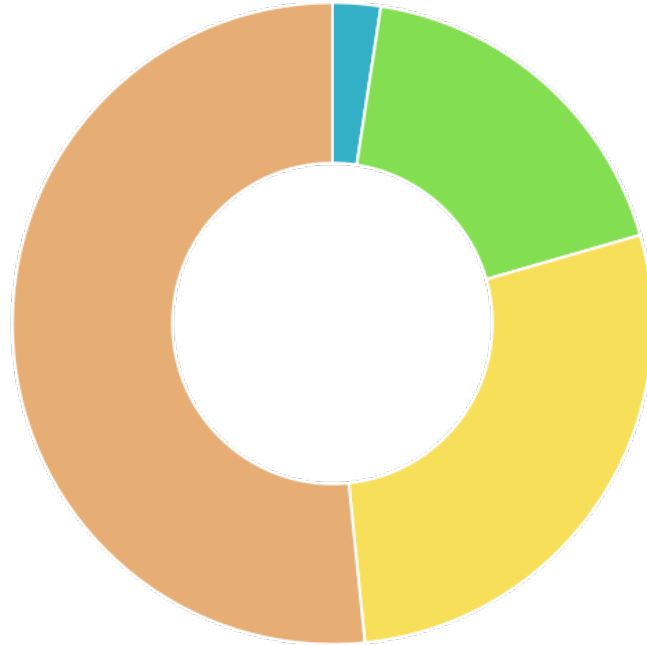
Do you have an Email account?

	Yes	No	Standard Deviation	Responses
All Data	238 (95.97%)	10 (4.03%)	114	248



How large is your garden?

	No garden	Less than ¼ acre	¼ to 1 acre	1 acre or more	Standard Deviation	Responses
All Data	6 (2.42%)	45 (18.15%)	69 (27.82%)	128 (51.61%)	44.24	248



Where do you live?

	United Kingdom	Europe	Africa	Asia	Americas	Oceania	Standard Deviation	Responses
All Data	174 (70.16%)	37 (14.92%)	1 (0.4%)	4 (1.61%)	19 (7.66%)	13 (5.24%)	60.47	248

